



ALSTON RACE CARS

CHASSIS COMPONENTS • ROLL BARS & CAGES
SUSPENSION SYSTEMS • INTERIOR KITS

V23



Alston is a proud sponsor of



WWW.ALSTONRACING.COM



PRODUCT INDEX

Complete Kits	3	Performance Suspension Complete Kits	22
New - Camaro Body and Chassis Kits	4 - 5	Mustang: Bolt-On Braces, Bars & Arms	23
Roll Bar Application Chart	6	Mustang: Performance Suspension	24
Roll Bar & Roll Cage Accessories	7	Bolt-On Front and Rear Suspension	25 - 27
Pro-Gas & Pro-Link Chassis Kits	8	Independent Rear Suspension	28 - 29
Frame Rails	8	Steering Column Kits	30
Ladder Bar & 4-Link Rear Frame Kits.....	9	Adjustable Lower Coil Over Shock Mounts	30
Universal Sub Frame Kits	9	Engine Torque Limiter	30
Dropped Cross Mamber	9	Removable Transmission Mount	30
Bolt On Sub Frame Connectors	10	Transmission Mounting Bracket	30
Complete Welded Pro-Street Sub Frame	11	Gas, Clutch, & Brake Pedals	30
Front Snouts	12	Tubular Drive Shaft Loops	31
Fabricated Rear End Housings.....	13	Sportsman Seat Mounts.....	31
Pinto A-Arm Suspension.....	13	Chrome Moly Door Hinges	31
4-Link & Ladder Bar Kits.....	14	Inner Door Handle Kit	31
Top Sportsman Anti Roll Bar	14	Fiberglass Front End Mount.....	31
Wish Bone Locator	15	Aluminum Interior Kits	32 - 38
Track Locators	15	Wheel Tubs	35
Fast Glass Polycarb Windows	16 - 20	Shocks & Struts	39
Windshield & Door Window Install Kits	20	Axles & Center Sections	40
GM: Bolt-On Tubular A-Arms & Control Arms	21	Disc Brake Kits.....	41
GM: Bolt-On Braces, Bars & Arms	22	Ordering, Shipping and Warranty.....	43

2015 NEW PRODUCTS FROM ALSTON

ELECTRONICS

PAGE 6



BOLT-IN IRS

PAGES 28-29



FRONT SNOOT KIT

PAGE 12



CONTACT INFORMATION



ALSTON RACE CARS

Address 800 Oakwood Drive
Lake Zurich, Illinois 60047

Phone 847-395-3500
Fax 847-395-3550

Website www.alstonracing.com



Alston Racing Products



Scan often for new product updates and special offers!



AlstonRacing.com



KennyBrown.com




SAVE 10% WHEN YOU BUY A COMPLETE KIT.

UNIVERSAL OR PRO-LINK LADDER BAR FRAME

KIT INCLUDES:

- 1 5/8" Upper Coil Over Shock Crossmember
- Pair 2 X 3 Mandrel Bent Frame Rails
- 2 x 3 Dropped Cross Member
- 2 x 3 Sub Frame Connectors
- Pair 32" Adjustable Ladder Bars With Tabs & Hardware
- 1 5/8" Rear Cross Member
- Bolt-On 4130 Chrome Moly Track Locator With Billet Machined Clevis's
- Adjustable Lower Coil Over Shock Mount
- Strange Coil Over Shocks
- Fabricated 9" Ford Housing

#102113PKG



SAVE 10% WHEN YOU BUY A COMPLETE KIT.

OPTIONS AVAILABLE:

- Wilwood Disc Brake Kit
- Strange 35 Spline Axles
- Strange Center Section

Also Available in 1 5/8" Round Tube #102114

A-ARM FRONT SNOOT

KIT INCLUDES:

- Billet Aluminum Rack Clamp
- '71-'72 Pinto Rack and Pinion Steering Column
- Pinto Lower A-Arm (2)
- Pinto Upper A-Arm (2)
- Pinto Ball Joints (2)
- '71-'72 Pinto fabricated Spindles
- Strange Coil Over Shocks & Springs
- Tie Rod Tube Adaptors

#102015PKG



SAVE 10% WHEN YOU BUY A COMPLETE KIT.

OPTIONS AVAILABLE:

- Wilwood H.D. Drag Race Front Brake Kit
- Wilwood H.D. Street Brake Kit

Also Available in 1 5/8" Round Tube


KIT INCLUDES:

- Pair 2 X 3 Mandrel Bent Frame Rails
- 2 x 3 Dropped Cross Member
- Pair 2 x 3 Sub Frame Connectors
- 1 5/8" Upper Coil Over Shock Cross Member With Tabs & Hardware
- 1 5/8" Rear Cross Member
- Pro Link - 4 Link Kit
- Bolt-on 4130 Track Locator with Billet Machined Clevis's
- Adjustable Lower Coil Over Shock Mount
- Fabricated 9" Ford Housing
- Strange Aluminum Coil Over Shocks
- Aurora Rod End Kit

PRO-LINK 4-LINK FRAME

#102112PKG

Also Available in 1 5/8" Round Tube #102111



SAVE 10% WHEN YOU BUY A COMPLETE KIT.

OPTIONS:

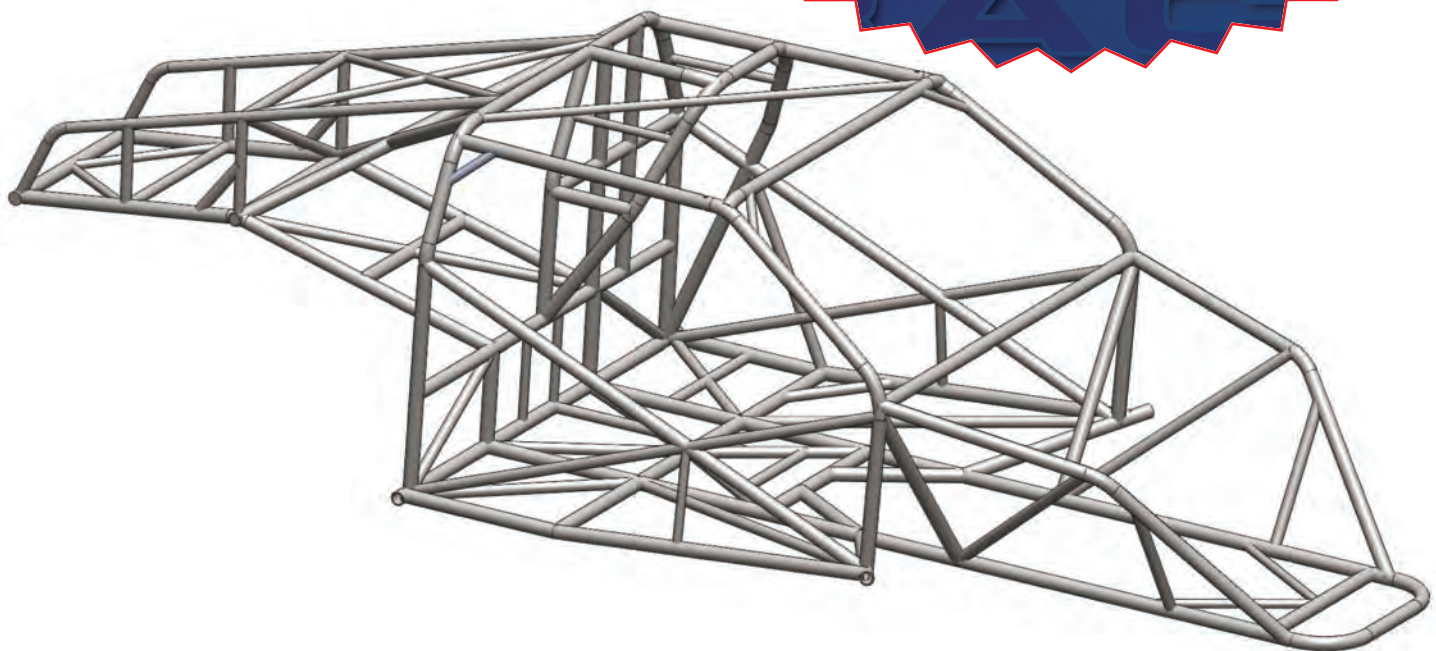
- Wilwood Disc Brake Kit
- Strange 35 spline Axles
- Strange Center Section

NEW — CAMARO BODY & CHASSIS KITS



THIS CHASSIS
WAS DESIGNED
FOR TALL/BIG
DRIVERS. FITS VFN
"STOCK" 2010-2013
CAMARO BODY.

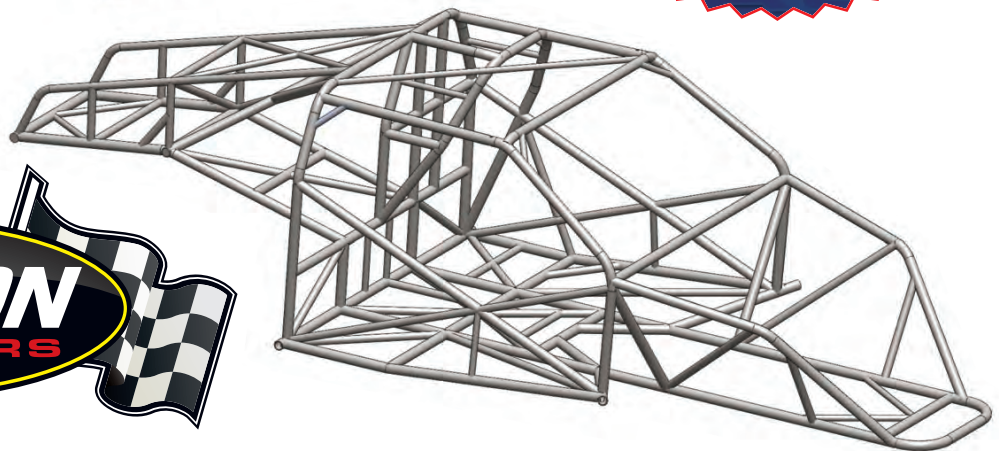
- 101869 2010-2013 Camaro Chassis 850 Cert Mild Steel
- 101870 750 Cert Mild Steel
- 101871 650 Cert 4130



NEW – CAMARO BODY & CHASSIS KITS



THIS CHASSIS WAS DESIGNED FOR TALL/BIG DRIVERS. FITS VFN "STOCK" 2010-2013 CAMARO BODY.



BUY A PACKAGE AND SAVE!

PACKAGE 1

Complete VFN Body Kit
Fast Glass Window Kit
Strange Strut Package
Alston Electronics Kit
Rack & Pinion
Billet Rack Mount
Tie Rod Tube Adaptors
Dual U-Joint Steering Column Kit
Fabricated 9" Housing
Pro Link 4-Link Kit
Aurora 4130 Rod End Kit
Wishbone Locator
Strange Adjustable coil-over
Shocks and Springs

PACKAGE 2

KIT INCLUDES:
Package 1
Complete Interior Kit including Firewall,
Tubs and Steel Rocker Panels
Front End Mount Kit
Body Mount Kit
Dzus Kit for Front End Hood and Deck
Door Frame Window Mount Kit

PACKAGE 3

KIT INCLUDES:
Package 1 & 2
Brake and Gas Pedal Kit
Seat and Seat Belt Mount Kit
Radiator and Mount Kit
Fuel Cell and Mount Kit
Parachute and Pack Mount Kit
Wheelie Bars





YEAR	APPLICATION	 4PT BAR	 8PT BAR	 8PT CAGE	 10PT CAGE	 12PT CAGE	 CAGE CONV.
67-69	CAMARO/FIREBIRD	101010	101110	101210	101910	101310	101410
70-81	CAMARO/FIREBIRD	101011	101111	101211	101911	101311	101411
82-92	CAMARO/FIREBIRD	101025	101125	101225	101925	101325	101425
93-02	CAMARO/FIREBIRD	101054	101154	101254	101954	101354	101454
64-73	MUSTANG/COUGAR	101012	101112	101212	101912	101312	101412
79-93	MUSTANG/CAPRI	101024	101124	101224	101924	101324	101424
74-78	MUSTANG II	101032	101132	101232	101932	101332	101432
63-82	CORVETTE	101028	101128	101228	101928	101328	101428
53-62	CORVETTE	101029	101129	101229	101929	101329	101429
71-76	AMC GREMLIN	101037	101137	101237	101937	101337	101437
68-70	AMX	101050	101150	101250	101950	101350	101450
48-53	ANGLIA	101038	101138	101238	101938	101338	101438
75-80	ARROW/COLT	101022	101122	101222	101922	101322	101422
88-91	BERRETTA	101047	101147	101247	101947	101347	101447
72-77	CAPRI	101039	101139	101239	101939	101339	101439
64-72	CHEVELLE/GTO/442	101027	101127	101227	101927	101327	101427
73-77	CHEVELLE/GTO/442	101036	101136	101236	101936	101336	101436
55-57	CHEVY	101026	101126	101226	101926	101326	101426
62-67	CHEVY II/NOVA	101017	101117	101217	101917	101317	101417
73-79	CHEVY FULL SIZE P/U	101046	101146	101246	101946	101346	101436
90-94	CHEVY FULL SIZE P/U	101048	101148	101248	101948	101348	101448
95-04	CHEVY FULL SIZE P/U	101051	101151	101251	101951	101351	101451
80-89	CHEVY FULL SIZE P/U	101052	101152	101252	101952	101352	101452
83-91	CHEVY S-10 P/U	101045	101145	101245	101945	101345	101445
70-74	CHRYSLER E-BODY CUDA/CHALLENGER	101014	101114	101214	101914	101314	101414
62-72	CHRYSLER B-BODY BELVEDERE/GTX	101018	101118	101218	101918	101318	101418
68-75	CHRYSLER A-BODY DART/DUSTER	101013	101113	101213	101913	101313	101314
91-97	DODGE STEALTH	101049	101149	101249	101949	101349	101449
70-75	MAVERICK/COMET	101016	101116	101216	101916	101316	101416
66-67	FAIRLANE	101034	101134	101234	101934	101334	101434
78-83	FAIRMONT	101033	101133	101233	101933	101333	101433
64-65	FALCON/COMET	101019	101119	101219	101919	101319	101419
68-70	FORD GALAXY	101057	101157	101257	101957	101357	101457
71-76	GREMLIN	101037	101137	101237	101937	101337	101437
61-64	IMPALA	101055	101155	101255	101955	101355	101455
68-74	JAVELIN	101040	101140	101240	101940	101340	101440
76-80	LUV TRUCK	101042	101142	101242	101924	101342	101442
98-05	BEETLE	101056	101156	101256	101956	101356	101456
78-80	VOLARE/ASPEN/CORDOBA	101023	101123	101223	101923	101323	101423
71-80	VEGA/ASTRE/MONZA	101021	101121	101221	101921	101321	101421
78-85	GM G-BODY MONTE CARLO	101030	101130	101230	101930	101330	101430
80-86	NISSAN/DATSUN 1/2 TON P/U	101043	101143	101243	101943	101343	101443
68-72	NOVA/VENTURA	101015	101115	101215	101915	101315	101415
71-80	PINTO/BOBCAT	101020	101120	101220	101920	101320	101420
62-68	RAMBLER	101041	101141	101241	101941	101341	101441
83-88	T-BIRD/COUGAR	101044	101144	101244	101944	101344	101444
37-42	WILLYS	101035	101135	101235	101935	101335	101435
08-13	CHALLENGER	101064	101164	-	-	-	-



ROLL BAR & CAGE ACCESSORIES


DELUXE SWING OUT SIDEBAR

Our unique spring loaded latching mechanism does the rest. Once the latch is fully engaged the chrome plated safetyslider springs into place locking the side bar securely in place.

(For 1 5/8" x .134 wall tubing only)

NHRA legal to 8.50

Simply pull it shut! LATCHES ITSELF!!



#101520

X-BRACE REAR FRAME STRENGTHENING KIT

Most popular Pro Gas configuration. Adds a lightweight ALSTON X-Brace and extended rear struts to standard ALSTON 8 and 10 point roll cages, increasing chassis stiffness and rear frame support. The X-Brace's 1 5/8" diameter (.134") tubing matches ALSTON'S standard roll cage O.D. Instructions included.



#101510

STANDARD SWING OUT SIDE BAR KIT

This design makes existing fixed side bar fully removable or simply swing out for ease of entry or exit. The kit comes complete with precision machined clevises, weld-on brackets and bolts.



#101519

FORWARD STRUT CONVERSION

Eliminates firewall flex common to uni-body cars, and ties the front and rear chassis together through the roll cage. Two kits are available for either strut or A-Arm equipped chassis.



#141130 Long
#141131 Short

FUNNY CAR CAGE CONVERSION

Available in mild steel or 4130 steel, for use with all ALSTON chassis. Kit contains bent and straight tubes to convert your roll cage to a funny car style cage as shown. Because this type of cage will greatly restrict driver movement and access to the transmission, its use should be thoroughly considered before installation in full bodied cars.



Item	Description
101523	Funny Car Cage Conversion Pro-Link - mild steel
101524	Funny Car Cage Conversion Pro-Link - 4130 moly
101514	Funny Car Cage Conversion - mild steel*
101515	Funny Car Cage Conversion - 4130 moly*
101517	Auxiliary Side Cage - mild steel
101518	Auxiliary Side Cage - 4130 moly

AUXILIARY SIDE CAGE


This kit provides all the material necessary to install the additional bars required for improved head protection.



ROLL CAGE STRENGTHENING KIT

A three-step addition that provides strength and rigidity to your 8 point roll cage. Improves side and upper cage impact resistance and increases firewall and chassis stiffness.

Included are a pair of side bars to X-brace the door panel area, upper cage triangular tubing, dash board brace instructions.



#101511

CONTOURED REAR STRUTS

Now you can have the added strength and security of a roll bar without losing the use of your rear seat. These innovative rear struts are contoured to run along the roof line and down through the package shelf attaching to the upper shock mount. An absolute must for street driven cars, these struts are made from 1 5/8" x .134" wall tubing and are designed for use with our 4 or 8 point roll bars.



#101516



THE ORIGINAL ALSTON PRO-GAS CHASSIS

Since the early 80's we have produced literally thousands of these chassis. They are available in many different combinations; Mild or 4130 Chrome Moly Steel, 1 5/8" round or 2" x 3" mandrel bent frame rails, A-Arm or Strut front suspension and Ladder Bar or 4-Link rear suspension. Available in all popular body styles.

Item	Description
101810	MS BX AM LB CMP CHASSIS
101811	MS BX AM LB INT CHASSIS
101812	MS BX ST LB CMP CHASSIS
101813	MS BX ST LB INT CHASSIS
101814	AS RF ST LB CMP CHASSIS
101815	AS RF ST LB INT CHASSIS
101834	MS RF AM LB CMP CHASSIS
101835	MS RF AM LB INT CHASSIS
101836	MS RF ST LB CMP CHASSIS
101837	MS RF ST LB INT CHASSIS
101838	AS BX ST LB CMP CHASSIS
101839	AS BX ST LB INT CHASSIS

Intermediate Chassis
any chassis from 97"-115" wheelbase



2" X 3" Frame Rail A-Arm Ladder Bar

Compact Chassis
any chassis from 92"-97" wheelbase



ROUND RAIL - STRUT (mild steel)

PRO-LINK CHASSIS

It permits a significantly lower ride height, the installation of larger tires and is specifically designed for use with our Pro Link rear suspension. This round rail chassis is available in mild or 4130 steel, plus your choice of A-Arm or Strut front suspension. It is also available for all popular body styles, including Opel and Corvette.

Item	Description
101845	MS RF AM PL CMP CHASSIS
101846	MS RF ST PL CMP CHASSIS
101828	AS RF ST PL CMP CHASSIS
101847	MS RF AM PL INT CHASSIS
101848	MS RF ST PL INT CHASSIS
101830	AS RF ST PL INT CHASSIS
101841	MS RF AM PL OPL CHASSIS
101843	MS RF AM PL VET CHASSIS
101844	MS RF ST PL VET CHASSIS
101858	MS RF AM PL 55C CHASSIS
101859	MS RF ST PL 55C CHASSIS
101860	AS RF ST PL 55C CHASSIS
101862	MS RF AM PL CHEVELLE
101863	MS RF ST PL CHEVELLE
101864	AS RF ST PL CHEVELLE



Uses 71-72 Pinto A-Arm Front Suspension



Made For Use With Strut Front Suspension



FRAME RAILS

These frame rails feature 2" x 3" rectangle or 1 5/8 round, mandrel bent tubing. Rear kick-up allows the use of 32" ladder bars or 4-link rear suspensions. Your choice of A-Arm or strut front suspension too. Available in 2 lengths and widths and includes dropped X-member, main, rack & pinion, shock and rear X-members. Rails for compact bodies are 24" wide and will accept up to 105" wheel base. Intermediate frames are 28" wide and handle up to 118" wheel base Please specify: compact or intermediate. Strut or A-Arm front suspension.

Item	Description
101650	MS BX AM LB CMP frame rails & cross members
101651	MS BX AM LB INT frame rail & cross members
101652	MS BX ST LB CMP frame rails & cross members
101653	MS BX ST LB INT frame rails & cross members
101654	MS RF AM LB CMP frame rails & cross members
101655	MS RF AM LB INT frame rails & cross members
101656	MS RF ST LB CMP frame rails & cross members
101657	MS RF ST LB INT frame rails & cross members

PRO LINK LADDER BAR FRAME

Strong and Lightweight ALSTON'S Pro Style 2" x 3" design fits any width, any length chassis. Higher kick-up lowers chassis height, even with larger tires. A compatible component designed to use our Pro Link 4-link or Pro Link Ladder Bars, coil-over shock absorbers. Provides better access for battery and fuel cell installation. Also available in round tube design.




#102113

PRO LINK 4-LINK FRAME



#102112



UNIVERSAL SUB FRAME KITS

UNIVERSAL SUB FRAME

Flex can kill chassis performance and consistency. Only a rigid chassis can give you the kind of launch platform that you need to win races. You can gain control over rear end action and out the power on the ground more efficiently with our Universal Sub Frame or Uni-Body (and lets you remove the floor pans and narrow the frame). Install Alston's Aluminum Floor Kits and Monster Wheel Tubs, saving lots of unnecessary weight. Plus, you can use either Ladder Bars or 4-Link Suspension. Coil Over Shocks and a Track Locator. Mandrel Bent Rails provide a super strong, one piece unit that's much easier to install. Available in 2"x3" Rectangle or 1 5/8" Round Tube.



Sub Frame Kits come with frame rails, connectors, ladder bar cross member and mount, shock mounts and complete blue prints and instructions.

DROPPED CROSS MEMBER

In addition to adding extra strength to the chassis these cross members feature 3" drop center. The extra driveline clearance, either under or over, provides extra support in the event of driveline failure. The universal design features extra tubing to accommodate almost any kind of frame. Two mandrel bent styles are available, round 1 5/8" and 2"x3" rectangle mild steel.



Item	Description
101710	1 5/8"x.134 wall round tube 50" long
101711	2"x3"x.083 wall rectangle tube 58" long



ALSTON'S Bolt-On SUB FRAME CONNECTORS are carefully formed to fit the contour of your stock floor requiring no cutting or welding to install allowing you to retain your stock exhaust, fuel and brake lines. Easy installation, in about four hours, you can preserve the consistency and performance of your Uni-Body chassis. These connectors come complete with grade 8 hardware and instructions. They are powder coated black to insure long life and beauty. *(they can also be welded)*

GM



Item	Description
102410	93-02 Camaro/Firebird
102411	82-92 Camaro/Firebird
102412	70-81 Camaro/Firebird
102413	67-69 Camaro/Firebird
102417	68-79 Nova
102418	62-67 Chevy II/Nova
102311	71-77 Vega 75-81 Monza *weld in only

#102410



#102411



#102413



#102418



Jig fitted & Welded 1 5/8" .134 wall round tube box 1/8" mounting plates

FORD




Item	Description
102414	94-04 Mustang
102415	79-93 Mustang
102416	64-73 Mustang
102419	70-77 Maverick*
102420	83-88 T-Bird/Cougar

*denotes round tube

#102414



#102415



#102416



CHRYSLER



Item	Description
102421	2010-2013 Dodge Challenger*


*Weld-in only

COMPLETE WELDED PRO-STREET SUB FRAME

PRO-STREET SUB FRAME

Save time and money with an **ALSTON** complete welded Pro-Street back half. Built to your specs. Just cut out your old chassis and weld in the new. comes with sub frame connectors. Fits most popular cars and trucks Compact or Intermediate.

QUICK & EASY!



Available in 2"x3" Rectangle
or 1 5/8" Round Tubing

Call for special pricing.

A WINNING COMBINATION



Comes Complete With:

- Strange Center Section
- Strange 35 Spline Axles
- Bearings & 5/8" Studs
- Strange Coil Over Shocks
- Strange Rear Disc Brakes
- Pro-Street Frame Rails
- 3" Dropped Cross Member
- Ford Style Fab 9" Housing
- Pro-Street 4-Link with Moly Rod Ends
- Pro-Street Track Locator
- Upper Shock Mounts
- Adjustable Lower Shock Mounts



STRUT FRONT SNOUT KIT

Up to 300 lbs. lighter than the OEM Sub Frame and suspension it replaces. This frame snout kit is designed to accept racing type strut front suspension with rack-and-pinion steering. Benefits include, improved header clearance provisions for engine relocation, and easy oil pan removal.

Our exclusive one piece frame rail design make assembly a snap. Less cutting, less welding and less fixturing saves you a ton of time and money. Plus there is no chance of mismatched frame rails.

Complete package includes: one piece lower rail, front cage struts, rack and pinion mounting cross member, upper strut mounts, control arm mount brackets, rack and pinion mounts, detailed blue print and complete instructions.

ALSTON manufactures a complete line of accessories for these kits.



Item	Description
102024	Strut Front Snout Kit
PSS125	Strange Engineering Front Strut Package
FR1501	'71-'72 Rack and Pinion
181031	Billet Aluminum Rack Clamp
181410	Tie Rod Tube Adaptor
181418	Dual U-joint 4130 Steering Column Kit
102022-K	Complete Kit includes everything above

A-ARM FRONT SNOUT

This simple conversion cuts 230 lbs. of sprung weight from the front of your car and lets you use the popular adjustable coil-over shocks. We rely on the lighter Pinto suspension parts because of the obvious compatibility with the pinto steering, plus the spindles and bearing bosses are stronger than the Vega units found in other conversions. Spring rates 350 lbs. to 550 lbs. In 50 lb. increments are easier to control. The frame modification makes the chassis stiffer, permits engine relocation and is specifically designed for the do-it-yourselfer and requires no jig welding.



Item	Description
102011	A-Arm Compact- 2X3
102012	A-Arm Front Snout Kit- 2x3 Intermediate
102017	Round Tube Compact
102018	Round Tube Intermediate
181031	Billet Aluminum Rack Clamp
181410	Tie Rod Tube Adaptors
FR1501	'71-'72 Pinto Rack and Pinion
501202	Wilwood H.D. Drag Race Front Brake Kit
501201	Wilwood H.D. Street Brake Kit

Item	Description
181418	Steering Column
181423	Pinto Lower A-Arm (2)
181424	Pinto Upper A-Arm (2)
261910	Pinto Ball Joints (2)
501009	'71-'72 Pinto fabricated Spindles
S5204	Strange Coil Over Shocks & Springs
102016-K	Complete Kit

ALSTON manufactures a complete line of accessories for these kits.




FABRICATED REAR END HOUSINGS

#181016 Please specify width when ordering.

Designed to fit all popular 9" Ford style differentials. Features 3" axle tubes and internal gussets. Your choice of housing ends Big Ford, Small Ford, GM or Mopar.

Available with back brace which substantially increases strength. Standard housing comes in mild steel, or chose the 4130 Chrome Moly version for heavy cars or high horsepower applications.



AXLE VENT #351911

GIANT FILL CAP W/BUNG
#351910

ALSTON'S A-ARM SUSPENSION

RACE PROVEN 71-71 PINTO

ALSTON A-ARMS are a bolt-on direct replacement for chassis with stock Pinto suspensions.

UPPER A-ARMS

Specifically designed as a bolt-on replacement for stock Pinto Upper A-Arms used on all **Alston** chassis and front snouts. They are lighter, stronger, and more compact than stock Pinto A-Arms. Screw-in ball joints (purchased separately), and steel bushings are also used for a steadier ride. This compact design adds greatly to available header clearance. Powder coated for a long lasting beautiful finish and to enhance the appearance of your chassis.



#181424

LOWER A-ARMS

These precision Lower A-Arms fit all **Alston** chassis and snouts that use Pinto front suspension. **Alston's** A-Arms have several advantages over the stock Pinto arms. First there lighter, stronger, and uses a more compact screw in ball joint (sold separately). The lower shock mount and control link tabs are already attached. Plus they use steel bushings instead of rubber for a more steadier ride. Powder coated for a long lasting beautiful finish and to enhance the appearance of your chassis.



#181423

SPINDLES

Based on the race proven 71-72 Pinto. These spindles are jig-built and fitted with caliper brackets to fit popular Wilwood front brake kits. The steering arms are in the stock location and are designed to directly replace the OEM spindles with no modifications. Engineered to withstand the rigors of drag racing. **Alston** spindles are also powder coated to ensure long lasting appearance



#501009



STANDARD PRO-LINK 4-LINK SUSPENSION

Our link tubes are made from 1" O.D. x .156 wall DOM tubing internally threaded right and left. Large wrench flats make adjustment incredibly easy.

#181373



KIT CAR 4-LINK

The 3/16" thick, double-shear chassis brackets are exceptionally strong. Our triangulated bars deliver extra lateral support, and five mounting holes provide precise instant center adjustment. ALSTON chassis brackets are stamped and tumble-finished. Our 4-link bars are approx. 20" in length, allowing for various instant center adjustments without pinion bind. Adjuster nut is permanently attached for turning link.

Kit includes housing brackets, chassis brackets, 4-link bars, detailed instructions. (Rod Ends Sold Separately)

#181314



Item	Description
181314	4-link for use in kit cars
181315	4-link for use in sportsman cars
181335	Axle brackets only (4-link) (4)
181343	5 hole front mounting brackets only (4-link) (4)

ROD END KIT PRO-LINK 4-LINK

All **ALSTON'S** Rod end kits are manufactured by Aurora Bearing using the highest quality of precision and craftsmanship for our products.



Item	Description
181352	Pro-Link 4130 Moly

ROD END KIT 4-LINK – KIT CAR & SPORTSMAN

Item	Description
181317	4130 Moly

LADDER BARS

#181323



ALSTON'S 32" double adjustable ladder bars let you make precise pinion angle adjustments when your instant center is changed quickly without removing them from the vehicle.

LADDER BAR RESTRAINT KIT



#181374

STOP THE TWIST!



#402020

Our **TOP SPORTSMAN/PRO** Anti Roll Bar is one of the strongest in the industry, made from 2" x .250" wall DOM tubing giving you the strength you need for those 1000hp + cars. The rocker arms are welded in a double shear configuration, 6" center to center mounting. The link tubes are made from 7/8" 6061 T6 aluminum 8 1/2" long and are threaded left and right for fast and easy adjustments. The mounting cups have Delrin® bushings machined to exact tolerance's and never need grease. Comes with 1/2" spherical Aurora Bearing rod ends, 3/16" thick mounting tabs and grade 8 bolts.

LOCATORS & WHEELIE BARS

WISHBONE LOCATOR

The Wishbone Rear Axle Housing Locator is designed to provide an alternative to the track locator for 4-Link suspensions. It is constructed of 4130 chrome moly tubing, includes hardware and all brackets necessary for installation



#181355

TRACK LOCATORS

FAR STRONGER than our standard Track Locator, this Locator has a unique "BOLT-ON" feature. A special threaded clevis, of our own design, replaces the nut on the bolt that attaches the ladder bar to the rear end and chassis. Left and right hand threaded heim joints allow you to make precise bar adjustments, without the need to remove the locator from the car. The extra smooth operation eliminates any bind from the system while keeping the rear end square in the chassis. Made from 7/8 O.D. X 36", 4130 chrome moly tubing and heavy duty clevis.



Item	Description
181311	Bolt-On Track Locator <i>Use with Pro-Link, Features 5/8" bolts</i>
181312	Bolt-On Track Locator <i>Use on any Kit or Sportsman 4-Link with 3/4" bolts</i>
181371	Bolt-On Track Locator <i>Use with ALSTON Ladder Bars, Features 5/8" clevis.</i>





ULTRA LIGHT RACING WINDOWS

HIGH PERFORMANCE WINDOWS WITH DIAMOND SHIELD COATING

WHEN ORDERING PLEASE NOTE: HARDTOP OR COUPE AND STOCK GLASS OR FIBERGLASS DOOR.



SAFETY

Fast Glass Is far superior in absorbing impact than standard OEM automotive glass.

WEIGHT

Fast Glass Is about 75% lighter than stock OEM glass. Making it one of the best "Bang for the Buck" deals.

DURABILITY

Fast Glass Windows can be removed and replaced easily without the threat of cracking or shattering.

CHOICE

Choose between FastGlass Standard or Diamond Shield. Diamond Shield windows utilize a coating that is applied during the manufacturing process. This coating allows the window to retain optical clarity for a much longer period of time. Typically, Diamond Shield Coated windows are used for front and rear windshields.

CLARITY

Fast Glass Has excellent optical clarity.



FAST GLASS: ULTRA LIGHT RACING WINDOWS



ULTRA LIGHT RACING WINDOWS

PART# 71-77 VEGA

801015	71-77 1/8" KIT -STD
801115	71-77 1/8" KIT -DSC
801215	71-77 Windshield 1/8" STD
801315	71-77 Windshield 3/16" STD
801415	71-77 Windshield 1/8" DSC
801515	71-77 Windshield 3/16" DSC
801615	71-77 Rear Window 1/8" STD
801715	71-77 Rear Window 1/8" DSC
801815	71-77 Drivers Window 1/8" STD
801915	71-77 Drivers Window 1/8" DSC
802015	71-77 Quarter Window 1/8" STD
802115	71-77 Quarter Window 1/8" DSC

PART# 62-65 CHEVY 11"

801016	62-65 1/8" Kit-STD
801116	62-65 1/8" Kit DSC
801216	62-65 Windshield 1/8" STD
801316	62-65 Windshield 3/16" STD
801416	62-65 Windshield 1/8" DSC
801516	62-65 Windshield 3/16" DSC
801616	62-65 Rear Window 1/8" STD
801716	62-65 Rear Window 1/8" DSC
801816	62-65 Drivers Window 1/8" STD
801916	62-65 Drivers Window 1/8" DSC
802016	62-65 Quarter Window 1/8" STD
802116	62-65 Quarter Window 1/8" DSC

PART# 66-67 CHEVY 11"

801117	66-67 1/8" Kit-DSC
801217	66-67 Windshield 1/8" STD
801317	66-67 Windshield 3/16" STD
801417	66-67 Windshield 1/8" DSC
801517	66-67 Windshield 3/16" DSC
801617	66-67 Rear Window 1/8" STD
801717	66-67 Rear Window 1/8" DSC
801817	66-67 Drivers Window 1/8" STD
801917	66-67 Drivers Window 1/8" DSC
802017	66-67 Quarter Window 1/8" STD
802117	66-67 Quarter Window 1/8" DSC

PART# 67-69 CAMARO & FIREBIRD

801010	67-69 1/8" KIT - STD
801110	67-69 1/8" KIT - DSC
801210	67-69 Windshield 1/8" STD
801310	67-69 Windshield 3/16" STD
801410	67-69 Windshield 1/8" DSC
801510	67-69 Windshield 3/16" DSC

801610	67-69 Rear Window 1/8" STD
801710	67-69 Rear Window 1/8" DSC
801810	67-69 Drivers Window 1/8" STD
801910	67-69 Drivers Window 1/8" DSC
802010	67-69 Quarter Window 1/8" STD
802110	67-69 Quarter Window 1/8" DSC

PART# 70-81 CAMARO

801011	70-74 1/8" Kit-STD
801012	75-81 1/8" Kit STD
801011	70-74 1/8" Kit-DSC
801112	75-81 1/8" Kit DSC
801211	70-81 Windshield 1/8" STD
801311	70-81 Windshield 3/16" STD
801411	70-81 Windshield 1/8" DSC
801511	70-81 Windshield 3/16" DSC
801611	70-74 Rear Window 1/8" STD
801612	75-81 Rear Window 1/8" STD
801711	70-74 Rear Window 1/8" DSC
801712	75-81 Rear Window 1/8" DSC
801811	70-81 Drivers Window 1/8" STD
801911	70-81 Drivers Window 1/8" DSC
802011	70-81 Quarter Window 1/8" STD
802111	70-81 Quarter Window 1/8" DSC

PART# 82-92 CAMARO

801013	82-92 1/8" KIT - STD
801113	82-92 1/8" KIT - DSC
801213	82-92 Windshield 1/8" STD
801313	82-92 Windshield 3/16" STD
801413	82-92 Windshield 1/8" DSC
801513	82-92 Windshield 3/16" DSC
801613	82-92 Rear Window Moulded 1/8" STD
801713	82-92 Rear Window Moulded 1/8" DSC
801813	82-92 Drivers Window 1/8" STD
801913	82-92 Drivers Window 1/8" DSC

PART# 93-03 CAMARO

801014	93-03 1/8" KIT - STD
801114	93-03 1/8" KIT - DSC
801214	93-03 Windshield 1/8" STD
801314	93-03 Windshield 3/16" STD
801414	93-03 Windshield 1/8" DSC
801514	93-03 Windshield 3/16" DSC
801614	93-03 Rear Window Moulded 1/8" STD
801714	93-03 Rear Window Moulded 1/8" DSC
801814	93-03 Drivers Window 1/8" STD
801914	93-03 Drivers Window 1/8" DSC

**Please Specify Hardtop Or Post



ULTRA LIGHT RACING WINDOWS

PART#	64-65 CHEVELLE**
801018	64-65 1/8" Kit-STD
801118	64-65 1/8" Kit-DSC
801218	64-65 Windshield 1/8" STD
801318	64-65 Windshield 3/16" STD
801418	64-65 Windshield 1/8" DSC
801518	64-65 Windshield 3/16" DSC
801618	64-65 Rear Window 1/8" STD
801718	64-65 Rear Window 1/8" DSC
801818	64-65 Drivers Window 1/8" STD
801918	64-65 Drivers Window 1/8" DSC
802018	64-65 Quarter Window 1/8" STD
802118	64-65 Quarter Window 1/8" DSC

PART#	66-67 CHEVELLE**
801019	66-67 1/8" Kit - STD
801119	66-67 1/8" Kit - DSC
801219	66-67 Windshield 1/8" STD
801319	66-67 Windshield 3/16" STD
801419	66-67 Windshield 1/8" DSC
801519	66-67 Windshield 3/16" DSC
801619	66-67 Rear Window 1/8" STD
801719	66-67 Rear Window 1/8" DSC
801819	66-67 Drivers Window 1/8" STD
801919	66-67 Drivers Window 1/8" DSC
802019	66-67 Quarter Window 1/8" STD
802119	66-67 Quarter Window 1/8" DSC

PART#	68-72 CHEVELLE**
801020	68-72 1/8" KIT- STD
801120	68-72 1/8" KIT- DSC
801220	68-72 Windshield 1/8" STD
801320	68-72 Windshield 3/16" STD
801420	68-72 Windshield 1/8" DSC
801520	68-72 Windshield 3/16" DSC
801620	68-72 Rear Window 1/8" STD
801720	68-72 Rear Window 1/8" DSC
801820	68-72 Drivers Window 1/8" STD
801920	68-72 Drivers Window 1/8" DSC
802020	68-72 Quarter Window 1/8" STD
802120	68-72 Quarter Window 1/8" DSC

PART#	68-72 NOVA
801031	68-72 1/8" KIT-STD
801131	68-72 1/8" KIT- DSC
801231	68-72 Windshield 1/8" STD
801331	68-72 Windshield 3/16" STD
801431	68-72 Windshield 1/8" DSC
801531	68-72 Windshield 3/16" DSC
801631	68-72 Rear Window 1/8" STD
801731	68-72 Rear Window 1/8" DSC
801831	68-72 Drivers Window 1/8" STD
801931	68-72 Drivers Window 1/8" DSC
802031	68-72 Quarter Window 1/8" STD
802131	68-72 Quarter Window 1/8" DSC

PART#	55-57 CHEVY**
801021	55-57 1/8" Kit - STD
801121	55-57 1/8" Kit - DSC
801221	55-57 Windshield 1/8" STD
801321	55-57 Windshield 3/16" STD
801421	55-57 Windshield 1/8" DSC
801521	55-57 Windshield 3/16" DSC
801621	55-57 Rear Window 1/8" STD
801721	55-57 Rear Window 1/8" DSC
801821	55-57 Drivers Window 1/8" STD
801921	55-57 Drivers Window 1/8" DSC
802021	55-57 Quarter Window 1/8" STD
802121	55-57 Quarter Window 1/8" DSC

PART#	78-83 MALIBU
801022	78-83 1/8" Kit - STD
801122	78-83 1/8" Kit - DSC
801222	78-83 Windshield 1/8" STD
801322	78-83 Windshield 3/16" STD
801422	78-83 Windshield 1/8" DSC
801522	78/83 Windshield 3/16" DSC
801622	78-83 Rear Window 1/8" STD
801722	78-83 Rear Window 1/8" DSC
801822	78-83 Drivers Window 1/8" STD
801922	78-83 Drivers Window 1/8" DSC
802022	78-83 Quarter Window 1/8" STD
802122	78-83 Quarter Window 1/8" DSC

**Please Specify Hardtop Or Post



FAST GLASS: ULTRA LIGHT RACING WINDOWS



ULTRA LIGHT RACING WINDOWS

PART#	64-66 MUSTANG FASTBACK
801023	64-66 1/8" Kit STD
801123	64-66 1/8" Kit DSC
801223	64-66 Windshield 1/8" STD
801323	64-66 Windshield 3/16" STD
801423	64-66 Windshield 1/8" DSC
801523	64-66 Windshield 3/16" DSC
801623	64-66 Rear Window 1/8" STD
801723	64-66 Rear Window 1/8" DSC
801823	64-66 Drivers Window 1/8" STD
801923	64-66 Drivers Window 1/8" DSC
802023	64-66 Quarter Window 1/8" STD
802123	64-66 Quarter Window 1/8" DSC

PART#	67-68 MUSTANG FASTBACK
801024	67-68 1/8" KIT - STD
801124	67-68 1/8" KIT - DSC
801224	67-68 Windshield 1/8" STD
801324	67-68 Windshield 3/16" STD
801424	67-68 Windshield 1/8" DSC
801524	67-68 Windshield 3/16" DSC
801624	67-68 Rear Window 1/8" STD
801724	67-68 Rear Window 1/8" DSC
801824	67-68 Drivers Window 1/8" STD
801924	67-68 Drivers Window 1/8" DSC
802024	67-68 Quarter Window 1/8" STD
802124	67-68 Quarter Window 1/8" DSC

PART#	79-93 MUSTANG
801025	79-93 1/8" KIT - STD
801125	79-93 1/8" KIT - DSC
801225	79-93 Windshield 1/8" STD
801325	79-93 Windshield 3/16" STD
801425	79-93 Windshield 1/8" DSC
801525	79-93 Windshield 3/16" DSC
801625*	79-93 Rear Window 1/8" STD
801725*	79-93 Rear Window 1/8" DSC
801825	79-93 Drivers Window 1/8" STD
801925	79-93 Drivers Window 1/8" DSC
802025	79-93 Quarter Window 1/8" STD
802125	79-93 Quarter Window 1/8" DSC

* Coupe And Hatchback Options Available

**Please Specify Hardtop Or Post

PART#	94-04 MUSTANG
801029	94-04 1/8" KIT - STD
801129	94-04 1/8" KIT - DSC
801229	94-04 Windshield 1/8" STD
801329	94-04 Windshield 3/16" STD
801429	94-04 Windshield 1/8" DSC
801529	94-04 Windshield 3/16" DSC
801629	94-04 Rear Window 1/8" STD
801729	94-04 Rear Window 1/8" DSC
801829	94-04 Drivers Window 1/8" STD
801929	94-04 Drivers Window 1/8" DSC
802029	94-04 Quarter Window 1/8" STD
802129	94-04 Quarter Window 1/8" DSC

PART#	05-09 MUSTANG
801030	05-09 1/8" KIT - STD
801130	05-09 1/8" KIT - DSC
801230	05-09 Windshield 1/8" STD
801330	05-09 Windshield 3/16" STD
801430	05-09 Windshield 1/8" DSC
801530	05-09 Windshield 3/16" DSC
801630	05-09 Rear Window 1/8" STD
801730	05-09 Rear Window 1/8" DSC
801830	05-09 Drivers Window 1/8" STD
801930	05-09 Drivers Window 1/8" DSC
802030	05-09 Quarter Window 1/8" STD
802130	05-09 Quarter Window 1/8" DSC

PART#	64-72 VOLKSWAGEN
801027	64-72 1/8" Kit STD
801127	64-72 1/8" Kit DSC
801227	64-72 Windshield 1/8" STD
801327	64-72 Windshield 3/16" STD
801427	64-72 Windshield 1/8" DSC
801527	64-72 Windshield 3/16" DSC
801627	64-72 Rear Window 1/8" STD
801727	64-72 Rear Window 1/8" DSC
801827	64-72 Drivers Window 1/8" STD
801927	64-72 Drivers Window 1/8" DSC
802027	64-72 Quarter Window 1/8" STD
802127	64-72 Quarter Window 1/8" DSC

Don't see your car listed?
Please call us, as we are adding new cars everyday.
847-395-3500





ULTRA LIGHT RACING WINDOWS

PART#	70-74 CHALLENGER
801032	70-74 1/8" KIT-STD
801132	70-74 1/8" KIT-DSC
801232	70-74 Windshield 1/8" STD
801332	70-74 Windshield 3/16" STD
801432	70-74 Windshield 1/8" DSC
801532	70-74 Windshield 3/16" DSC
801632	70-74 Rear Window 1/8" STD
801732	70-74 Rear Window 1/8" DSC
801832	70-74 Drivers Window 1/8" STD
801932	70-74 Drivers Window 1/8" DSC
802032	70-74 Quarter Window 1/8" STD
802132	70-74 Quarter Window 1/8" DSC

PART#	68-70 AMX
801033	68-70 1/8" KIT-STD
801133	68-70 1/8" KIT-DSC
801233	68-70 Windshield 1/8" STD
801333	68-70 Windshield 3/16" STD
801433	68-70 Windshield 1/8" DSC
801533	68-70 Windshield 3/16" DSC
801633	68-70 Rear Window 1/8" STD
801733	68-70 Rear Window 1/8" DSC
801833	68-70 Drivers Window 1/8" STD
801933	68-70 Drivers Window 1/8" DSC

PART#	53 STUDEBAKER
801026	53 1/8" Kit - STD
801126	53 1/8" Kit - DSC
801226	53 Windshield 1/8" STD
801326	53 Windshield 3/16" STD
801426	53 Windshield 1/8" DSC
801526	53 Windshield 3/16" DSC
801626	53 Rear Window 1/8" STD
801726	53 Rear Window 1/8" DSC
801826	53 Drivers Window 1/8" DSC
801926	53 Drivers Window 1/8" DSC

PART#	70-77 MAVERICK
801028	70-77 1/8" KIT - STD
801128	70-77 1/8" KIT DSC
801228	70-77 Windshield 1/8" STD
801328	70-77 Windshield 3/16" STD
801428	70-77 Windshield 1/8" DSC
801528	70-77 Windshield 3/16" DSC
801628	70-77 Rear Window 1/8" STD
801728	70-77 Rear Window 1/8" DSC
801828	70-77 Drivers Window 1/8" STD
801928	70-77 Drivers Window 1/8" DSC
802028	70-77 Quarter Window 1/8" STD
802128	70-77 Quarter Window 1/8" DSC

PART#	68-72 CHARGER
801040	68-72 1/8" KIT - STD
801140	68-72 1/8" KIT DSC
801240	68-72 Windshield 1/8" STD
801340	68-72 Windshield 3/16" STD
801440	68-72 Windshield 1/8" DSC
801540	68-72 Windshield 3/16" DSC
801640	68-72 Rear Window 1/8" STD
801740	68-72 Rear Window 1/8" DSC
801840	68-72 Drivers Window 1/8" STD
801940	68-72 Drivers Window 1/8" DSC
802040	68-72 Quarter Window 1/8" STD
802140	68-72 Quarter Window 1/8" DSC


DOOR WINDOW FRAME KIT

This kit includes everything needed to fabricate frames for your door windows.



WINDSHIELD INSTALLATION KIT

This kit comes complete with gasket material and all hardware.



**CUSTOM ORDERS?
YOU BET!**

Send us your patterns or dimensions and we will build it for you.

GM: BOLT ON TUBULAR A-ARMS & CONTROL ARMS

GM BOLT ON FRONT TUBULAR A-ARMS

50% Lighter than stock! Bolts up to OEM spindles. Fitted with Energy Suspension polyurethane bushings. Comes with QA1 aluminum adjustable shocks with springs. Powder coated gloss black.




Item	Description
501010	67-69 Camaro/FireBird
501011	70-81 Camaro/FireBird
501010	68-72 Nova
501012	64-72 GM A Body
501013	78-83 GM G-Body

GM BOLT ON REAR CONTROL ARMS

All of our Upper and Lower Control Arms feature sleek round tube design that are jig welded for a perfect fit. Genuine Energy Suspension bushings are used exclusively for a long life with low maintenance. Profile milled sway bar mounts. Powder coated gloss black for a long lasting beautiful finish.

Our Adjustable Control Arm Features Aurora 4130 moly rod ends and machined adjusters which allow quick pinion angle adjustments without removing the control arm from the car.



Item	Description
401032	A-Body Upper Control Arm (64-67)
401036	A-Body Upper Control Arm (68-72)
401040	G-Body Upper Control Arm (78-87)
401010	F-Body Lower Control Arm (82-92)
401012	A-Body Lower Control Arm (64-72)
401014	G-Body Lower Control Arm (78-87)
401030	A-Body Adjustable Upper Control Arm (64-67)
401034	A-Body Adjustable Upper Control Arm (68-72)
401038	G-Body Adjustable Upper Control Arm

GM CONTROL ARM SUPPORT TUBE

Item	Description
401039	A-Body (64-67)
401037	A-Body (68-72)
401041	G-Body (78-87)





GM FIRE WALL "Y" BRACE

Improve front end stability and chassis flex in your 2nd generation Camaro or Firebird with this ALSTON tubular constructed Fire Wall "Y" Brace.

Item	Description
401063	70-81 Camaro/FireBird



GM BOLT ON TORQUE ARM

Our BOLT ON TORQUE ARM features an 1/8" steel plate cradle that replaces the factory rubber mount. Our Torque Arm not only improves traction but significantly increases stability under deceleration. Our adjustable Torque Arm enables you to adjust the pinion angle. **These only fit OEM rear end housings.*

Item	Description
402013	(Adjustable) 82-92 Camaro/FireBird
402015	(Adjustable) 93-02 Camaro/FireBird



Item	Description
402018	(Standard) 82-92 Camaro/FireBird
402019	(Standard) 93-02 Camaro/FireBird

GM PAN HARD BARS

ALSTON tubular design PAN HARD BARS replaces the factory u-channel style, providing more chassis stability. Energy Suspension bushings dramatically resist deflection keeping the housing centered and improving cornering ability



Item	Description
401061	82-02 Camaro/Firebird



PERFORMANCE SUSPENSION KITS

'64-'72 A-BODY KIT

- KIT INCLUDES:**
 TUBULAR FRONT UPPER CONTROL ARMS
 TUBULAR FRONT LOWER CONTROL ARMS
 ADJUSTABLE COIL OVER SHOCKS AND SPRINGS
 BOLT ON TUBULAR REAR UPPER CONTROL ARMS*
 BOLT ON TUBULAR REAR LOWER CONTROL ARMS
 SWAY BAR MOUNTS
 REAR CONTROL ARM SUPPORT TUBES

*OPTION: REAR UPPER ADJUSTABLE CONTROL ARM

'70-'81 CAMARO KIT

- KIT INCLUDES:**
 TUBULAR FRONT UPPER CONTROL ARMS
 TUBULAR FRONT LOWER CONTROL ARMS
 ADJUSTABLE COIL OVER SHOCKS AND SPRINGS
 SUB FRAME CONNECTOR
 FIREWALL Y-BRACE

'67-'69 CAMARO KIT

- KIT INCLUDES:**
 BOLT ON SUBFRAME CONNECTOR
 TUBULAR FRONT UPPER CONTROL ARMS
 TUBULAR FRONT LOWER CONTROL ARMS
 ADJUSTABLE COIL OVER SHOCKS AND SPRINGS

'82-'02 CAMARO KIT

- KIT INCLUDES:**
 BOLT ON TUBULAR REAR LOWER CONTROL ARMS
 BOLT ON SUB FRAME CONNECTOR
 PANHARD BAR
 BOLT ON TORQUE BAR

*OPTION: REAR UPPER ADJUSTABLE CONTROL ARM




MUSTANG: BRACES, BARS & ARMS

UPPER AND LOWER CONTROL ARMS

All of **ALSTON'S** Upper and Lower Control Arms features sleek round tube design that are jig welded for a perfect fit. Genuine Energy Suspension bushings are used exclusively for a long life with low maintenance. Profile milled sway bar mounts are engineered to fit factory or after market sway bars. Heavy duty 3/16" spring mounts ensure no flex even with high spring combinations. Like most of our bolt on products they are powder coated gloss black for a long lasting beautiful finish.


Item	Description
401042	79-04 Mustang Upper Arm
401042	05-06 Mustang Upper Arm
401016	79-04 Mustang Lower Arm



ADJUSTABLE UPPER CONTROL ARMS

Our **ADJUSTBLE** Upper Control Arm features Teflon-Lined rod ends and machined adjusters which allow quick pinion angle adjustment without removing the control arm from the car.

Item	Description
401044	79-04 Mustang Live-Axle



PERFORMANCE SUSPENSION KITS

'79-'04 MUSTANG KIT

KIT INCLUDES:
TUBULAR UPPER CONTROL ARMS
TUBULAR LOWER CONTROL ARMS

2 POINT BOLT-IN CHASSIS BAR

Bolts to floor and A pillar, significantly reducing chassis flex. Power coated satin black.

Item	Description	Item	Description
403005	79-89 Mustang	403007	94-04 Mustang
403006	90-93 Mustang	403008	05-06 Mustang



MUSTANG: KENNY BROWN PERFORMANCE PRODUCTS

LIGHT-WEIGHT TUBULAR FRONT K-MEMBER

- Lightweight, strong design takes 40 lbs off front of car
- Reduces front weight for better vehicle balance
- Rugged Tubular Design
- Competition proven - available for street, open track or race



Item	Description
KB-49610	*Fits 96-04 Mustang and Cobra* 4.6L engines
KB-49615	**Fits 94-04 Mustang and Cobra 5.0L OHV engines
KB-49710	***Fits 05-12 Mustang and GT500

* '99-'04 4.6L Cobras need oil filter relocation kit
 ** Requires coil-over strut/spring package
 ** May require modifications for proper fitment on '79-'93 models
 *** Must use with Kenny Brown Contro Arms KB-49721

ADJUSTABLE REAR LOWER CONTROL ARMS

- Fits 2005-2012 Mustang and GT500
- Improves grip, handling, and control
- Less deflection and more grip
- Light-weight, heavy-duty design
- Low-friction bushings and competition-grade rod ends



Item	Description
KB-28661	Street/Sport (Single adjustable Rod-End and urethane)
KB-28660	Track/Sport GT4C (Double adjustable Rod-Ends)

ANTI-SQUAT TRACTION BRACKETS

- Dramatically improves traction, grip, and braking
- More bite off the line and grip out of the corners
- Light-weight, heavy-duty design
- Must have for open-track, strip or street performance
- Cost-effective, easy bolt-in installation



Item	Description
KB-28601	Fits 2005-2012 Mustang and GT500

HEAVY-DUTY REAR ADJUSTABLE PANHARD BAR - STREET/SPORT



- Designed to replace the OEM panhard bar
- Heavy Duty Design
- Suitable for street or track use
- Low-friction bushings and competition-grade rod-ends
- Track/Sport is double adjustable with two HD rod-ends
- Finished in durable powder coat

Item	Description
KB-28630	Street/Sport – adjustable with urethane/rod end. (Fits 2005-2012 Mustang and GT500)
KB-28631	GT4 Track/Sport – double adjustable with double rod ends. (Fits 2005-2012 Mustang and GT500)



ROLL CENTER RELOCATION KIT

- Dramatically improves handling
- Street friendly – track proven
- Adjustable mounting brackets for lower ride height
- Double-Adjustable Panhard Bar with competition-grade rod ends
- MUST HAVE for open-track or performance street
- Finished in durable powder coat



Item	Description
KB-28620	Fits 2005-2012 Mustang and GT500

THE EXTREME MATRIX KIT

- Stiffens the chassis, improving ride quality and handling
- A MUST for all convertibles and hard driving applications
- Helps reduce squeaks and rattles
- Creates a full frame under your Mustang
- No loss of ground clearance
- Built-in jacking rails for added convenience



Item	Description
KB-29550	*Fits 1994-2004 Mustang GT, V6 & Cobra (kit includes KB-29004, KB-28010, KB-28019)
KB-29551	Fits 1979-1993 Fox Mustang GT, V6 & Cobra (kit includes KB-29004, KB-28009, KB-28019)
KB-29552	**Fits 2005-2012 Mustang, GT500 (kit includes KB-28009, KB-28029 – note: does not include 29004)

* 96-98 Cobra - Subframe Connectors must be modified by shortening slightly.
 **2005-2012 Mustangs, GT500 do not need subs to install Extreme Matrix Brace.

U-LINK REAR UPPER CONTROL ARM MODULE - STREET/COMP

- Improves critical aspects of the rear suspension geometry
- Improves anti-squat/ anti-lift
- Lightweight, heavy-duty design for increased strength
- Critical part of Kenny Brown's awesome GT-4 Suspension System
- A "MUST-HAVE" for all lowered Mustangs and performance driving



Item	Description
KB-28665	Fits 2005-2009 Mustang and GT500
KB-28675	Fits 2010-2012 Mustang and GT500

FOR MORE INFORMATION VISIT: WWW.KENNYBROWN.COM



FRONT SUBFRAME

LOWERS VEHICLE 3"– 4", 58 1/2" TRACK WIDTH

HEIDTS™ now offers their bolt on front subframe. Featuring their new **HEIDTS Pro-G™** suspension package for unbelievable cornering and overall handling. Simply unbolt and remove your front sheetmetal, engine/trans, old subframe, then slide in the new complete **HEIDTS™** Subframe. Reinstall your engine/trans and sheetmetal.

HEIDTS™ makes high end handling affordable!

INCLUDED IN BASE KIT:

- HEIDTS PRO-G™ Subframe
- HEIDTS PRO-G™ 2" Dropped Spindles
- Transmission X-Member
- Tubular Upper & Lower Arms
- Power Rack & Pinion Steering
- 11" Wilwood Brakes with Black Calipers
- Billet Coil-Over, Single Adjustable Shocks with Chrome Springs
- Additional Options Available.

BOLT A "HEIDTS PRO-G™" ON YOUR CAR



'70-'81 CAMARO SHOWN.

Product is painted for catalog purposes only!

*Shown with upgrades.

*Air bags will not fit.

PACKAGES SHIP UNASSEMBLED VIA TRUCK FRIEGHT.

REAR 4-LINK

LOWERS VEHICLE 3"– 4"

Bolt-on maxium performance for your Camaro or Firebird. Kit includes chassis and axle brackets, adjustable links, full upper coil-over crossmember, panhard bar, adjustable **HEIDTS™** coil-overs and all hardware. Completely bolt-on, with no cutting or floor modifications. Adjustable 4-link mounts allow suspension tuning.

INCLUDED IN BASE KIT:

- 4-Links with Spherical Bearings and Axle Brackets
- Top Crossmember
- Panhard Bar
- Standard Coil-Over Shocks, Black Body and Black Springs
- Additional Options Available.

BOLT-IN REAR 4-LINK

Shown with options.
Product is painted for catalog purposes only.



PACKAGES SHIP UNASSEMBLED VIA TRUCK FRIEGHT.



'64 1/2-'70 MUSTANG, '60-'65 FALCON

BOLT-IN REAR 4-LINK KIT

Bolt on maximum performance for your Mustang or Falcon. Kit includes chassis and axle brackets, adjustable links, full upper coil-over crossmember, panhard bar, adjustable **HEIDTS™** coil-overs and all hardware. Completely bolt-on, with no cutting or floor modifications. Adjustable 4-link mounts allow suspension tuning. Axle housing with brackets installed also available.

INCLUDED IN BASE KIT:

- 4-Links and Axle Brackets
- Top Crossmember
- Panhard Bar
- Standard Coil-Over Shocks, Black Body and Black Springs



Mustang 4-Link shown with options. Product is painted for catalog purposes only!

KITS SHIP UNASSEMBLED VIA UPS.

***Note:** Will not fit Falcon convertible, Ranchero or Cougar.

'64 1/2-'70 MUSTANG - TRACK WIDTH 56 3/8"

FULL FRONT SUSPENSION

HEIDTS™ now offers their **HEIDTS Pro-G™** full suspension package for early Mustangs. This Pro-Touring front end will give your car unbelievable cornering and handling. This kit includes everything you need to transform your Mustang. Kit includes: fully adjustable tubular control arms, Wilwood disc brakes, power rack & pinion, and motor mounts that will accept any of the popular Ford engines.



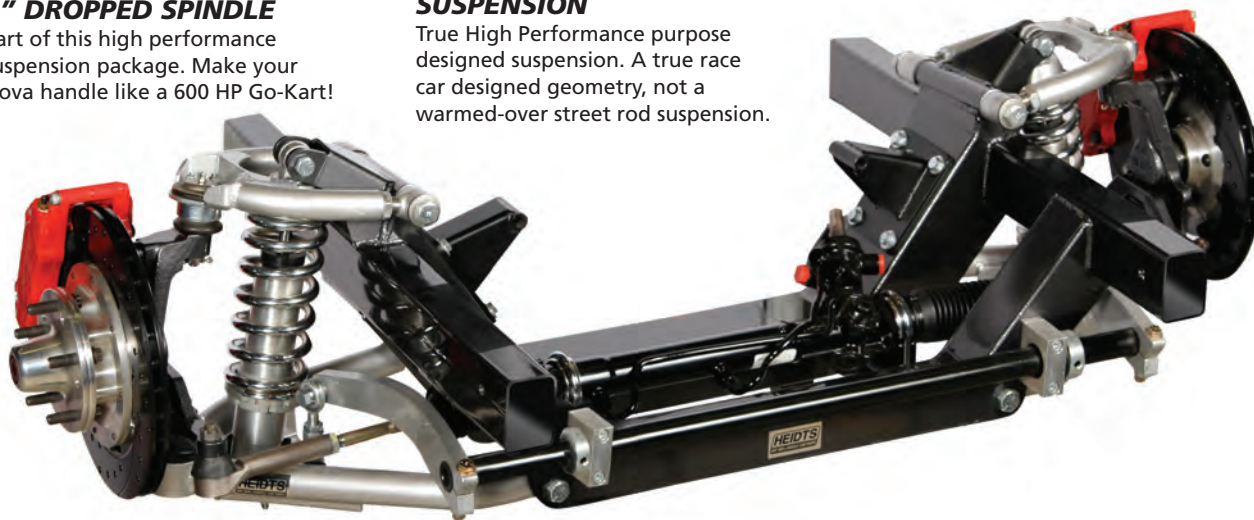
2" DROPPED SPINDLE

Part of this high performance suspension package. Make your Nova handle like a 600 HP Go-Kart!



SUSPENSION

True High Performance purpose designed suspension. A true race car designed geometry, not a warmed-over street rod suspension.



SUBFRAME / CROSSMEMBER SUSPENSION PACKAGE AND ASSEMBLY

Now you can give your '62-67 Chevy Nova the lowered look and superior handling the street rods have enjoyed for years. **HEIDTS™** now offers their Front Suspension crossmembers and components for '62-'67 Novas to make it easy!

INCLUDED IN BASE KIT:

- **HEIDTS™** Front Subframe
- Tubular Upper & Lower Arms
- Stock Spindles
- 11" Rotors with Single Piston Calipers
- Manual Rack & Pinion Steering
- Stock Shocks and Springs

KITS SHIP UNASSEMBLED VIA UPS.

** Air bags will not fit.*



Shown with options.
Product is painted for catalog purposes only!

SUPERIDE II™ SUBFRAME

INCLUDED IN BASE KIT:

- **HEIDTS™** Front Subframe
- Tubular Upper & Lower Arms
- Stock Spindles
- 11" Rotors with 4 Piston Wilwood Calipers
- Manual Rack & Pinion Steering
- Billet Single Adjustable Coil-Over Shocks

KITS SHIP UNASSEMBLED VIA UPS.

** Air bags will not fit.*

Shown with options.
Product is painted for catalog purposes only!



REAR 4-LINK KIT

INCLUDED IN BASE KIT:

- 4-Link Chassis and Axle Brackets
- Top Crossmember
- Panhard Bar
- Subframe Connectors
- Standard Black Coil-Overs
Shocks and Black Springs

KITS SHIP UNASSEMBLED VIA UPS.

Shown with options.
Product is painted for catalog purposes only!





HEIDTS PRO-G™ IRS



'67-'69, '70-'73 CAMARO/FIREBIRD '62-'67 NOVA, '64-'70 MUSTANG & 55-57 CHEVY

HIGH HORSEPOWER INDEPENDENT REAR SUSPENSION

58 1/2" TRACK WIDTH

Shown with options.
Product is painted for catalog purposes only!



U.S. Patent No. D666,949
Additional Patents Pending

WHY HEIDTS PRO-G IRS

Do you really want to go fast and out-handle everyone else on the autocross or road race course? Full independent rear suspension is the only way to go. **HEIDTS** now has a High Horsepower Independent Rear Suspension bolt-in Package that will do the job just fine.

It is a true high horsepower package, with upper links and heavy duty CV joints. The upper link produces -.5° of camber curve at 3/4 of total travel, especially during very high cornering loads. Forward struts, attached to the sub-frame connectors insures the wheels stay in place during hard acceleration.

"About once every ten years, someone comes up with a breakthrough part in the aftermarket. The HEIDTS Bolt-in Independent Rear suspension could be that part for 2011 and beyond"

Quoted from Jim Campisano – Editor
Super Chevy Magazine, January Issue

WHAT YOU GET:

- Track Width 58 1/2"
- 9" Aluminum HSG.
- 3rd Member, Iron, Posi
- CV Joint Halfshafts
- Tubular Upper & Lower Arms
- Steel Outer Uprights
- Top Crossmember
- Frame Mounting Brackets
- Front Pinion Support
- Forward Struts*
- 10.5" Wilwood Rotors
- Black Wilwood Calipers
- Billet Single Adjustable Coil-Overs with Chrome Springs
- Posi-Traction

OPTIONS: CALL FOR DETAILS.

- Choice of Gear Ratios
- Parking Brake Kit and Cable Kit

HEIDTS PRO-G™ IRS



'67-'69, '70-'73 CAMARO/FIREBIRD '62-'67 NOVA, '64-'70 MUSTANG & 55-57 CHEVY

COMPLETE BASE KIT

Item	Description
IRC-101	High Horsepower IRS - Plain Rotors
IRC-101-S	High Horsepower IRS - Drilled & Slotted Rotors
IRC-201	High Horsepower IRS - Plain Rotors
IRC-2201-S	High Horsepower IRS - Drilled & Slotted Rotors

SHOCK & SPRING OPTIONS

Item	Description
CB-106	Plain Billet Coil-Over Shocks
CS-350-10	350# Chrome Springs
CS-400-10	400# Chrome Springs
CS-450-10	450# Chrome Springs
CS-550-10	550# Chrome Springs

3RD MEMBER OPTIONS

Item	Description
BN-300-I-L	Positraction 31 Spline 3.00 Ratio
BN-325-I-L	Positraction 31 Spline 3.25 Ratio
BN-350-I-L	Positraction 31 Spline 3.50 Ratio
BN-370-I-L	Positraction 31 Spline 3.70 Ratio
BN-390-I-L	Positraction 31 Spline 3.90 Ratio
BN-411-I-L	Positraction 31 Spline 4.11 Ratio

SUBFRAME CONNECTORS FOR PRO-G SUBFRAME

Item	Description
CF-107-WT-RC	Subframe Connectors - Coupe
CF-110-WT-IRC	Subframe Connectors - Convertible
CF-202-WT-RC	Subframe Connectors - Coupe

SUBFRAME CONNECTORS FOR FACTORY SUBFRAME

Item	Description
RC-102-IRC	Subframe Connectors - Coupe
RC-103-IRC	Subframe Connectors - Convertible
RC-122-IRC	Subframe Connectors



Shown with options.

Product is painted for catalog purposes only!

***Subframe Connectors Included.**





ADJUSTABLE COIL OVER LOWER SHOCK MOUNT

Many racers feel there is an advantage in being able to adjust rear ride height. Our lower mount makes it possible to move rear coil over suspensions a full 4 1/2" in 1/2" increments. This conversion allows you to modify existing, fixed mounted coil over shock set ups.

#181361



ENGINE TORQUE LIMITER

ALSTON'S dual purpose Torque Limiter can be used to control engine torque rotation and/or eliminate rearward movement of the engine & transmission assembly. Dual rod ends are fully adjustable to exact length desired, allowing installation on virtually any car. Complete kit includes frame brackets and all hardware.

#331017



REMOVABLE TRANSMISSION MOUNT


Transmission maintenance is simplified with this universal, removable cross member. transmission mount fits all OEM ALSTON'S transmissions, and can be installed on either round or rectangular frame rails. All brackets and hardware included.

#331016



TUBULAR DRIVE SHAFT LOOP


Mandrel bent from 4130 chrome moly tubing, our loop is strong, lightweight, and quickly removed. Our computerized mandrel bender creates the tightest possible radius for optimum strength without rippling! Package includes fast pins for easy transmission access.



#331018

SPORTSMAN SEAT MOUNT

Easily install poly or aluminum seats. Strong and light, bolts to stock floors of most cars. Solid mount design keeps the seat firmly mounted to the floor. ALSTON'S exclusive back support ties directly to the roll cage, keeping the seat in position. No additional cross members or frame stiffening required.



#331113

CHROME MOLY DOOR HINGES

SUPER SIMPLE!!!

Ideal for mounting fiberglass doors on full chassis cars. These incredible lightweight hinges are design to allow instant removable of the doors by simply pulling the fast pin.



#331315

INNER DOOR HANDLE KIT

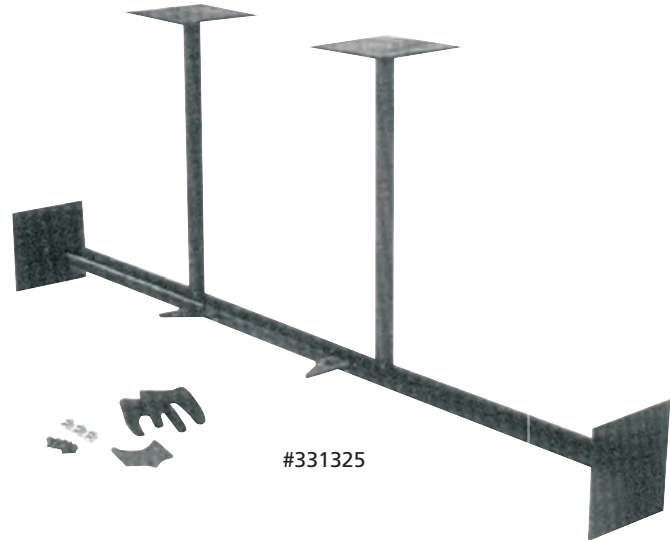
An absolute must for cars with aluminum inner door panels. This Pro Style Opener features a featherweight anodized aluminum lever and fully adjustable ball rods ends. Threaded rod type actuators connect the OEM door latch. The channel mechanism is lightweight yet provides substantial strength to the entire door assembly.



#331314

FIBERGLASS FRONT END MOUNT

Simple, yet probably the most sophisticated design available. Features include a bolt fish mouth mounting that securely captures the hood mounting bar. The unique self-alignment tabs takes the work out of front end installation and eliminates any side to side movement. Permanently attached chrome moly tubes locate the body section at four critical points.



#331325





CHASSIS NUMBER	CHASSIS DESCRIPTION	WHEEL WELLS	FRONT INNER FENDERS	FRONT FIRE WALL	DOOR & KICK PANELS	COMPARTMENT FLOOR	TRANS TUNNEL STANDARD	REAR BELLY PAN	REAR FIRE WALL	BETWEEN WHEEL WELLS	COMPARTMENT FLOOR
101810	MS BX AM LB CMP	161012	161912	161910	161914	161915	161917	161919	161921	161926	161937
101811	MS BX AM LB INT	161012	161913	161911	161914	161915	161918	161920	161922	161927	161937
101812	MS BX ST LB CMP	161012	161912	161910	161914	161915	161917	161919	161921	161926	161937
101813	MS BX ST LB INT	161012	161913	161911	161914	161915	161918	161920	161922	161927	161937
101814	AS RF ST LB CMP	161012	161912	161910	161914	161915	161917	161919	161921	161926	161937
101815	AS RF ST LB INT	161012	161913	161911	161914	161915	161918	161920	161922	161027	161037
101828	AS RF ST PL CMP	161024	161912	161910	161914	161915	161928	161931	161933	161935	161937
101830	AS RF ST PL INT	161024	161913	161911	161914	161916	161929	161932	161934	161936	N/A
101834	MS RF AM LB CMP	161012	161912	161910	161914	161915	161917	161919	161921	161926	161937
101835	MS RF AM LB INT	161012	161913	161911	161914	161915	161918	161920	161922	161927	161937
101836	MS RF ST LB CMP	161012	161912	161910	161914	161915	161917	161919	161921	161926	161937
101837	MS RF ST LB INT	161037	161913	161911	161914	161915	161918	161920	161922	161927	161937
101838	AS BX ST LB CMP	161012	161912	161910	161914	161915	161917	161919	161921	161926	161938
101839	AS BX ST LB INT	161012	161913	161911	161914	161915	161918	161920	161922	161927	161938
101841	MS RF AM PL OPL	161024	161912	161910	161914	161916	161930	161931	161933	161935	161938
101842	MS RF ST PL OPL	161024	161912	161910	161914	161916	161930	161931	161933	161935	161938
101843	MS RF AM PL VET	161024	161913	161911	161914	161916	161930	161932	161934	N/A	161938
101844	MS RF ST PL VET	161024	161913	161911	161914	161916	161930	161932	161934	N/A	161938
101845	MS RF AM PL CMP	161024	161912	161910	161914	161916	161928	161931	161933	161935	161937
101846	MS RF ST PL CMP	161024	161912	161910	161914	161916	161928	161931	161933	161935	161937
101847	MS RF AM PL INT	161024	161913	161911	161914	161916	161929	161932	161934	161936	161937
101848	MS RF ST PL INT	161024	161913	161911	161914	161916	161929	161932	161934	161936	161937
103110	UNIVERSAL FRAME	161012	N/A	N/A	161914	N/A	N/A	161920	161922	161939	N/A
161941	2010-2013 CAMARO CHASSIS COMPLETE KIT										

Appearance, plus lightweight and economical too! Until now your only choice was to pay big time dollars for custom made sheet metal work. The good news is....we have made thousands of these kits for our Pro-Gas and Pro-Link chassis's. So now, you can have custom fit at discounted prices

These preformed interior panels are designed to be slightly oversized, and give you the opportunity to make the final trim to the exact dimensions of your car. Hand crafted, not punched from a machine - we bead roll every structural panel for extra strength and appearance. All components are aluminum alloy, unless otherwise specified,(also available in 24 gauge sheet metal). and comes with a tuff PVC protective coating to assure that the surface is not accidentally scarred or scratched during handling, it's easily removed after installation. Simply attach with pop rivets or dzus fasteners. The above chart will help you understand the contents of the various that are suited for your application.



TRANSMISSION TUNNEL KIT

FEATURES:

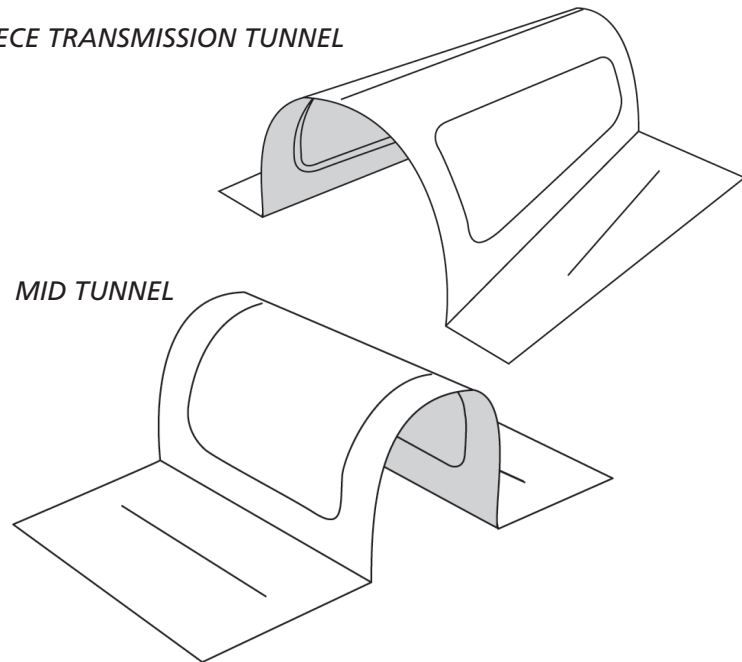
- .032" THICK ALUMINUM
- MADE SLIGHTLY OVERSIZED TRIM FOR PERFECT FIT
- BEADED FOR EXTRA STRENGTH

PARTS IN KIT:

- 1 - MID TUNNEL
- 1 - PASSENGER SIDE TRANS TUNNEL
- 1 - DRIVER SIDE TRANS TUNNEL



2 PIECE TRANSMISSION TUNNEL



Item	Description
161917	TRANSMISSION TUNNEL KIT (LB CMP CHASSIS)
161918	TRANSMISSION TUNNEL KIT (LB INT CHASSIS)
161928	TRANSMISSION TUNNEL KIT (PL CMP CHASSIS)

Item	Description
161929	TRANSMISSION TUNNEL KIT (PL INT CHASSIS)
161930	TRANSMISSION TUNNEL KIT (PL OPL CHASSIS)

REAR BELLY PAN KIT

FEATURES:

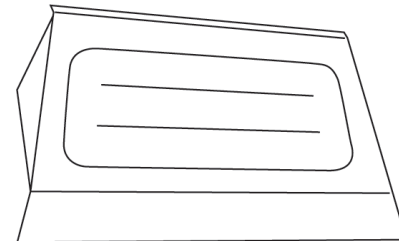
- .032" THICK ALUMINUM
- MADE SLIGHTLY OVERSIZED TRIM FOR PERFECT FIT
- BEADED FOR EXTRA STRENGTH

PARTS IN KIT:

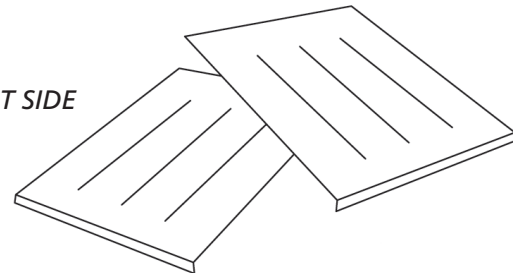
- 1 - CENTER BELLY PAN (*between frame rails behind tubs*)
- 1 - SIDE BELLY PANS (*behind tubs to back of car*)



CENTER BELLY PAN



LEFT & RIGHT SIDE BELLY PANS



Item	Description
161919	BELLY PAN KIT (LB CMP CHASSIS)
161920	BELLY PAN KIT (LB INT CHASSIS)
161931	BELLY PAN KIT (PL CMP CHASSIS)
161932	BELLY PAN KIT (PL INT CHASSIS)

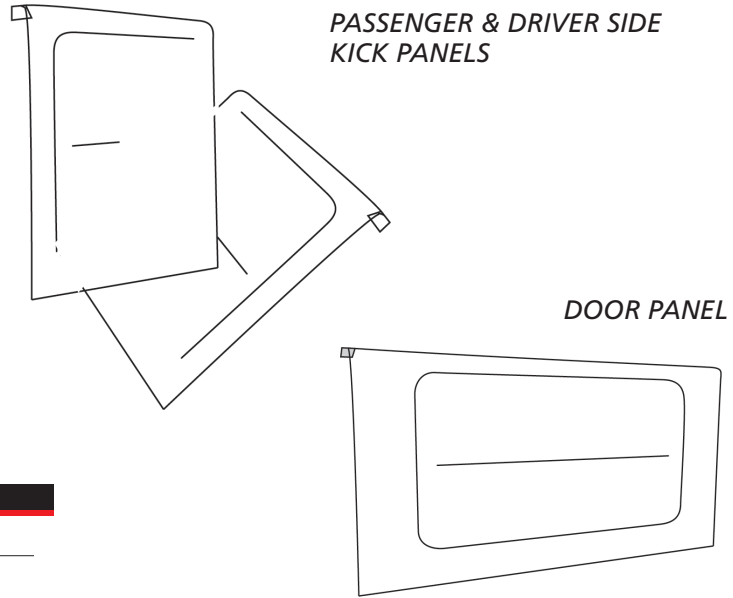


DOOR/KICK PANEL KIT

FEATURES:
 .032" THICK ALUMINUM
 MADE SLIGHTLY OVERSIZED.
 TRIM FOR PERFECT FIT.
 BEADED FOR EXTRA STRENGTH.
 ROLLED TO LIP FOR NEAT APPEARANCE.

PARTS IN KIT:


- 2 - DOOR PANELS
- 1 - PASSENGER SIDE KICK PANEL
(in front of wheel tubs)
- 1 - DRIVER SIDE KICK PANEL
(in front of wheel tubs)




Item	Description
161914	DOOR AND KICK PANEL KIT

FLOOR PANEL KIT

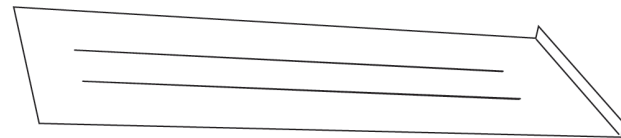
FEATURES:
 .053" THICK ALUMINUM OR 22 GAUGE STEEL
 MADE SLIGHTLY OVERSIZED
 TRIM FOR PERFECT FIT
 BEADED FOR EXTRA STRENGTH
 ROLLED TOP LIP FOR NEAT APPEARANCE



PANELS IN FRONT OF WHEEL TUBS



PASSENGER SIDE FLOOR PANEL



DRIVER SIDE FLOOR PANEL



Item	Description
161915	ALUMINUM FLOOR KIT (LB CMP/INT CHASSIS)
161916	ALUMINUM FLOOR KIT (PL CMP/INT CHASSIS)
161937	STEEL FLOOR KIT (LB CMP/INT CHASSIS)
161938	STEEL FLOOR KIT (PL CMP/INT CHASSIS)

PRO-LINK CHASSIS


This floor section is made from .032" aluminum and is available for compact or intermediate size chassis. As an added feature the drive shaft floor can be made removable to allow easier access to the rear suspension and rear end housing.

PARTS IN KIT:

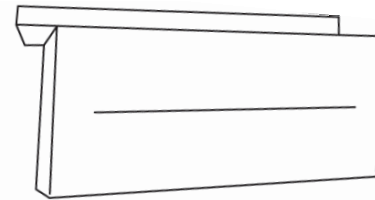
- 1-DRIVE SHAFT FLOOR
- 1-DRIVE SHAFT COVER
- 1-REAR PANEL BETWEEN TUBS (from rear shocks)

Item	Description
161935	FLOOR KIT (PL CMP CHASSIS)
161936	FLOOR KIT (PL INT CHASSIS)

DRIVE SHAFT COVER



REAR PANEL BETWEEN TUBS



FLOOR BETWEEN WHEEL TUBS

PRO-GAS CHASSIS

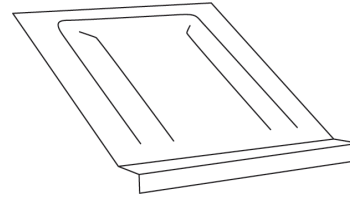
PARTS IN KIT:

- 1-DRIVE SHAFT COVER
- 1-DRIVE SHAFT FLOOR
- 1-REAR PANEL BETWEEN TUBS

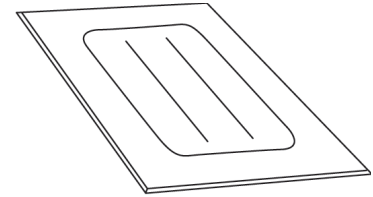


Item	Description
161926	FLOOR KIT (LB CMP CHASSIS)
161927	FLOOR KIT (LB INT CHASSIS)

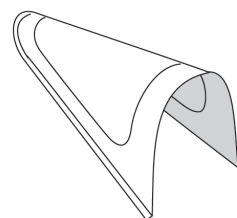
DRIVE SHAFT FLOOR



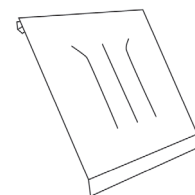
DRIVE SHAFT FLOOR



DRIVE SHAFT COVER




REAR PANEL BETWEEN TUBS



WHEEL TUBS Available in your choice of aluminum or steel. Beaded for added strength, these wheel wells features preformed Pittsburgh interlocking seam that makes assembly very simple with a professional appearance.

Item	Description
161010	21" x 38" ALUMINUM
161011	21" x 38" STEEL
161012	24" x 40" ALUMINUM
161013	24" x 40" STEEL
161024	28" x 46" ALUMINUM
162025	28" x 46" STEEL





UNIVERSAL SUB FRAME REAR FLOOR KIT

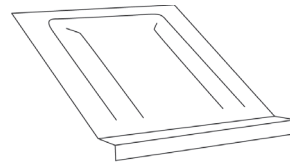
Designed exclusively for use with universal Pro-Street rear sub frame when the OEM steel floor has been removed. Made from .032" aluminum, this kit includes 2 additional panels that fit in front of the wheel tubs. For added convenience the drive shaft floor can be made removable to provide easier access to the rear end housing and rear suspension components.

PARTS IN KIT:

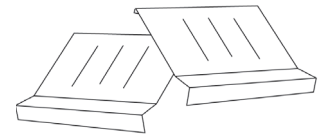
- 1 - DRIVE SHAFT COVER
- 1 - DRIVE SHAFT FLOOR
- 1 - REAR PANEL BETWEEN TUBS
- 2 - PANELS IN FRONT OF TUBS

Made oversized so it can be trimmed to fit. Beaded for extra strength

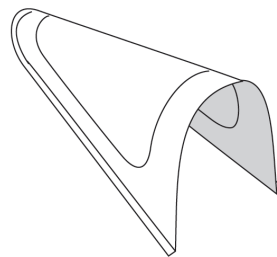
DRIVE SHAFT FLOOR



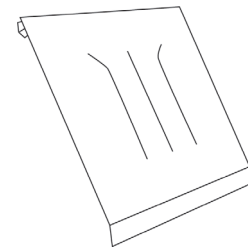
PANELS IN FRONT OF TUBS



DRIVE SHAFT COVER



REAR PANEL BETWEEN TUBS



Item	Description
161939	UNIVERSAL SUB FRAME REAR FLOOR KIT

UNIVERSAL SUB FRAME REAR BELLY PAN KIT

FEATURES:

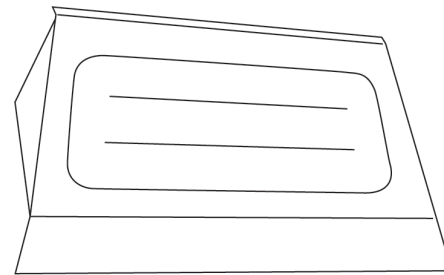
- .032" THICK ALUMINUM
- MADE SLIGHTLY OVERSIZED
- TRIM FOR PERFECT FIT
- BEADED FOR EXTRA STRENGTH

PARTS IN KIT:

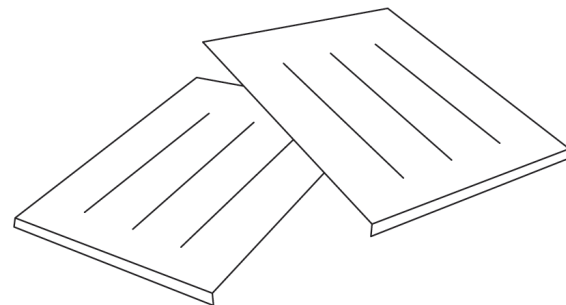
- 1 - CENTER BELLY PAN
(between frame rails behind tubs)
- 1 - SIDE BELLY PANS
(behind tubs to back of car)



CENTER BELLY PAN




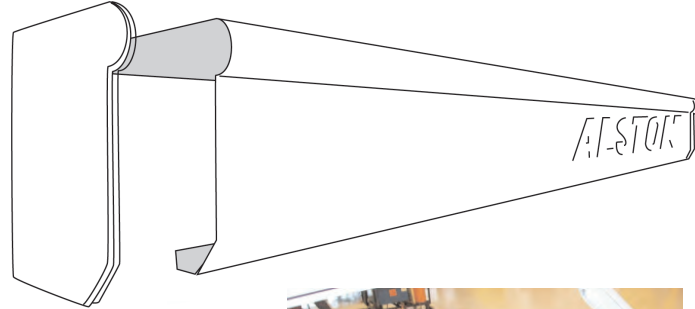
LEFT & RIGHT SIDE BELLY PAN



Item	Description
161920	INTERMEDIATE
161919	COMPACT

UNIVERSAL ALUMINUM DASH

Made from .032" Aluminum this unique design puts the finishing touch to the interior of any race car. This dash will allow for the installation of gauges up to 3 1/2" diameter. A rolled front edge adds stiffness to the dash while the generous overhang helps shade glare from the instrument faces. Installation is not complicated - simply the window edge and cut the length to fit. Snap the preformed end caps in place, rivet into position and install your gauges. Untrimmed dimensions are 8" deep and 60" wide.



#161940

FRONT INNER FENDER KIT

FEATURES:



- .032" THICK ALUMINUM
- MADE SLIGHTLY OVERSIZED TRIM FOR PERFECT FIT
- BEADED FOR EXTRA STRENGTH
- ATTACHES TO FIBERGLASS
- COMES OFF WITH FRONT END

PARTS IN KIT:


- 1 - SPLASH PAN TOP PASSENGER SIDE.
- 1 - SPLASH PAN TOP DRIVER SIDE.
- 1 - CENTER SPLASH PAN
- 1 - INNER SPLASH PAN

INNER SPLASH PANEL

CENTER SPLASH PANEL



DRIVER & PASSENGER SIDE INNER SPLASH PANS



Item	Description
161912	COMPACT
161913	INTERMEDIATE



FRONT FIRE WALL KIT

FEATURES:

- .050" THICK ALUMINUM
- MADE SLIGHTLY OVERSIZED TRIM FOR PERFECT FIT
- BEADED FOR EXTRA STRENGTH
- HAS FLANGE FOR TRANS TUNNEL

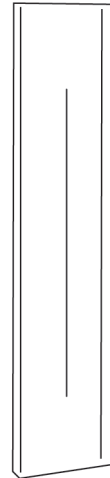
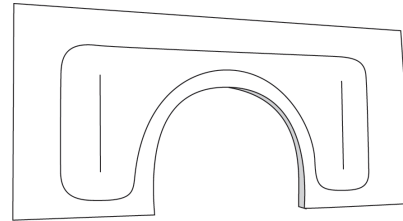
PARTS IN KIT:

- 1 - FIRE WALL
- 1 - COWL CAP
(steel to weld to existing fire wall)
- 2 - A PILAR CAPS
(caps off ends of fire wall to A pillar).




A PILAR CAP

FIRE WALL



COWL CAP



Item	Description
161910	FRONT FIRE WALL KIT (LB or PL, CMP chassis)
161911	FRONT FIRE WALL KIT (LB or PL, INT chassis)

REAR FIRE WALL KIT

FEATURES:


- .032" THICK ALUMINUM
- MADE OVERSIZED TRIM FOR PERFECT FIT
- BEADED FOR EXTRA STRENGTH
- SEALS OFF DRIVERS COMPARTMENT FROM REAR TRUNK AREA

PARTS IN KIT:

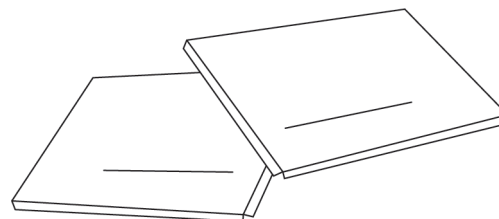
- 1 - DRIVE SIDE REAR FIRE WALL *(above tubs)*
- 1 - PASSENGER SIDE REAR FIRE WALL *(above tubs)*
- 1 - CENTER REAR FIRE WALL *(above rails and between tubs).*

Item	Description
161921	REAR FIRE WALL KIT (LB, CMP chassis)
161922	REAR FIRE WALL KIT (LB, INT chassis)
161933	REAR FIRE WALL KIT (PL, CMP chassis)
161934	REAR FIRE WALL KIT (PL, INT chassis)

CENTER REAR FIRE WALL



DRIVER & PASSENGER SIDE REAR FIRE WALL



ALUMINUM STRUTS

Strange medium and heavy duty aluminum strut packages are available in an eye mount (internally adjustable) or a stud mount (externally adjustable). They come complete with chrome moly lower control arm kit, brake kit with billet aluminum calipers, 11.250" OD. slotted forged rotors, 8" Hypercoil springs and spring seat bearing kit.

Medium duty struts use 2-piston calipers, recommended for vehicles weighing up to 2600lbs.

Heavy duty struts have 4-piston calipers, recommended for vehicles weighing over 2600lbs.

Also available Strange ULTRA STRUT for those that demand the best quality strut the industry has to offer. With stainless steel base and NAS hardware. It's lightweight design is innovative and cutting edge. Available with carbon brake kit.



CALL FOR YOUR APPLICATION



Heidts SINGLE adjustable Shocks include heat treated 1" wide high mis-alignment bearings (teflon-lined are optional), spring seats, jam nut and inspection serial number. Strange coil-covers require 2.50" I.D. springs. Upon request, the 1" wide mis-alignment bearings may be replaced with either .50" or 1.50" wide bearings.



Heidts DOUBLE adjustable Shock PACKAGES include 1" teflon lined high mis-alignment bearings, spring seats, jam nut, inspection serial number and Hypercoil springs with spring bearing kit. Upon request, the 1" wide mis-alignment bearings may be replaced with either .50" or 1.50" wide bearings.



AXLES


STRANGE PRO RACE axles are forged from **HY-TUF** alloy steel that was originally developed for highly stressed landing gear in military aircraft. **HY-TUF** was originated in the class of **ULTRA-STRENGTH** alloys. The **HY-TUF** forging is a low carbon, high manganese, high nickel and high molybdenum steel.



PRO IRON CENTER SECTIONS

Drag racing applications with lightweight spools

STRANGE 9" Pro Iron center sections are fully assembled with lightweight 31-35 spline spool, forged aluminum support, 3.50-6.50 Strange or Motive (Italian) standard gear set and female coupler.



9" Fully Set-Up

PERFORMANCE STREET APPLICATIONS

STRANGE 9" Pro Iron center sections are fully assembled with Nodular Posi unit, Daytona Iron support, 3.50-6.50 Strange or Motive (Italian) standard gear set and S-Series yoke.



LIGHTWEIGHT ALUMINUM CENTER SECTIONS

STRANGE 9" lightweight aluminum center section - fully assembled with lightweight 31-35 spline spool, forged aluminum support, 3.50-6.50 Pro gear set and chrome moly yoke Pro Race (Hy-Tuf) axles, any length, any spline up to 35, choice of bolt circle. 5/8" stud kit and bearings included. Available in solid or gun drilled. For Drag Racing Only.



9" Fully Set-Up

WILWOOD ENGINEERING: DISC BRAKE KITS

BRAKES


WILWOOD'S high performance heavy duty front disc brake kit offers increased stopping power and cooling while drastically reducing unsprung weight. These kits are designed for vehicles over 2800 lbs., that are equipped with either drum or disc rear brakes. The kit includes WILWOOD'S 4-piston "DYNALITE II" racing calipers with corrosion resistant stainless steel pistons.



Please call for your application.



This rear axle drag race kit is designed to reduce E.T.'s by shaving off up to 32 lbs. of unsprung and rotating weight over stock drum or disc brakes. This kit also includes WILWOOD'S 4-Piston "DYNALITE II" racing calipers complete with corrosion resistant stainless steel pistons. Lightweight steel rotors (cross drilled rotors optional) and high friction disc brake pads are also included. Brackets, mounting hardware, and detailed installation instructions complete the kit for an easy bolt-on install.



Please call for your application.




*Photo shows optional cross drilled rotor

TANDEM MASTERCYLINDER

Item	Description
DB-132	Plain 7/8" Bore Tandem Master Cylinder
DB-132-P	Polished 7/8" Bore Tandem Master Cylinder
DB-130	Plain 1" Bore Tandem Master Cylinder
DB-130-P	Polished 1" Bore Tandem Master Cylinder
DB-131	Plain 1-1/8" Bore Tandem Master Cylinder
DB-131-P	Polished 1-1/8" Bore Tandem Master Cylinder

WILWOOD™ Tandem Master Cylinders have ports on both sides for easy brake line plumbing, with 7/8" and 1-1/8" bore size. Available in both plain or polished finish.



#DB-130

PROPORTIONING VALVE AND CHECK VALVES

Item	Description
DR-020	Proportioning Valve
DR-023	Adjustable Proportioning Valve
DR-021	2# Residual Pressure Valve
DR-022	10# Residual Pressure Valve



#DR-020

#DR-021
2 LB



#DR-022
10 LB



STAINLESS STEEL BRAIDED BRAKE LINE KITS

Item	Description
MP-030	Stainless Steel Brake Line Kit - Mustang II Calipers (16" Long)
DF-020	Stainless Steel Brake Line Kit - GM Calipers, Metric (14" Long)
BX-055	Stainless Steel Brake Line Kit - Wilwood Calipers (14" Long)
BX-055-1	Stainless Steel Brake Line Kit - Wilwood Calipers (16" Long)




#MP-030

ADJUSTABLE PROPORTIONING VALVE

Item	Description
Adjustable Proportioning Valve	DR-023



#DR-023



**ALSTON RACING IS COMING YOUR WAY!
LOOK FOR US AT YOUR NEXT RACING EVENT.**

**Alston Racing is Proud
Sponsor of Great Lakes
Dragway Lane #1**

**ALSTON ORDERING,
SHIPPING &
WARRANTY TERMS.**

Payment: U.P.S. orders when paid by Mastercard, Visa, American Express or Discover will be shipped prepaid and the shipping costs will be included on the invoice.

Shipping: We will ship by the most economical carrier. Most orders in the Continental U.S. are shipped U.P.S.

Manufacturer's Rights Retained: ALSTON reserves the right to make changes in design or to make additions to or improvements upon any of its products at any time without incurring any obligation whatsoever to install the same or improve upon products previously manufactured.

Claims for Damage or Shortage: Claims for damaged or lost merchandise are to be made to freight carrier. If you receive a damaged package or a package that looks like it has been tampered with, make a written note of this to the freight carrier when you sign for receiving the package. A verbal note to the driver is not sufficient. Carefully open and be sure to save the damaged container as visible proof, this is the first thing they will ask to see! Notify the local office of the freight carrier as soon as possible (within 48 hours). Claims for shortage of merchandise (other than lost items) to be made to us within five days of receipt of order.

Return Merchandise: All sale and final merchandise may be returned only with consent of ALSTON Any merchandise accepted for return is subject to a

15% restocking charge. All goods approved for return must be shipped freight prepaid, as the Receiving Department is not authorized to accept collect shipments. Products that have been used or altered in any way cannot be returned. No returns after 30 days.

Guarantee and Liability: Merchandise is guaranteed free from defects in material and workmanship. For one year we will repair or replace, at our option, any product found to be defective subject to our inspection and approval. ALSTON will not be liable for personal or property damage caused by use or mis-use of any product we manufacture or sell. User shall determine the suitability of the product for its intended use, and the user shall assume all responsibility and risk in connection therewith.

IMPORTANT LEGAL INFORMATION

This Warranty sets forth our maximum liability for our products. We shall not be liable for special, indirect, consequential, or incidental damages. Your sole and exclusive remedy with respect to any and all losses or damages resulting from any cause whatsoever shall be as specified herein. We make no other warranty or guarantee, either express or implied, including implied warranties of merchantability and fitness for a particular purpose to the original purchaser or to any subsequent user of the product, except as expressly contained herein. In the event state law precludes exclusion or limitation of implied warranties, the duration of any such warranties shall be no longer than, and the time and manner of presenting any claim thereon shall be the same as, that provided in the express warranty stated herein. No distributor, dealer or


representative of ALSTON has the authority to change, modify or expand this warranty. This warranty extends to the original purchaser (original purchaser means the distributor/purchaser and the initial owner of the vehicle where the product is initially installed) and is not transferable. The original purchaser of this product acknowledges that they have read this warranty, understand it and are bound by its terms and agrees to provide this warranty to the original owner of the vehicle into which the product is installed. Should state or provincial law preclude no transferability, then the warranty period is effective 30 days from the date of initial purchase. ©2012 ALSTON

ALSTON ORDERING INFORMATION

Mail: 800 OAKWOOD LANE
LAKE ZURICH, IL 60047
Phone: 847-395-3500
Toll Free: 800-841-8188
Fax: 847-395-3550
Web: www.alstonracing.com

**TO MAKE YOUR TELEPHONE
ORDERING EASIER**

We suggest that before calling you have the following information ready: Name, address and phone number. For faster service on charge orders give us your charge card number - and get same day order processing. We accept the following credit cards:



Prices subject to change without notice. All photos Colorized for catalog purposes only!

©2013 ALSTON – No part of this catalog may be reproduced without our written permission.



WWW.ALSTONRACING.COM

800 OAKWOOD LANE • LAKE ZURICH, IL 60047
 PHONE: 1-847-395-3500 • FAX: 1-847-395-3550



Scan often for new product updates and special offers!



Alston Racing Products



HEIDTS SUSPENSION SYSTEMS | ALSTON RACING | KENNY BROWN | AMERICAN PERFORMANCE SHOCKS
 HEIDTS.com | AlstonRacing.com | KennyBrown.com | americanperformanceshocks.com